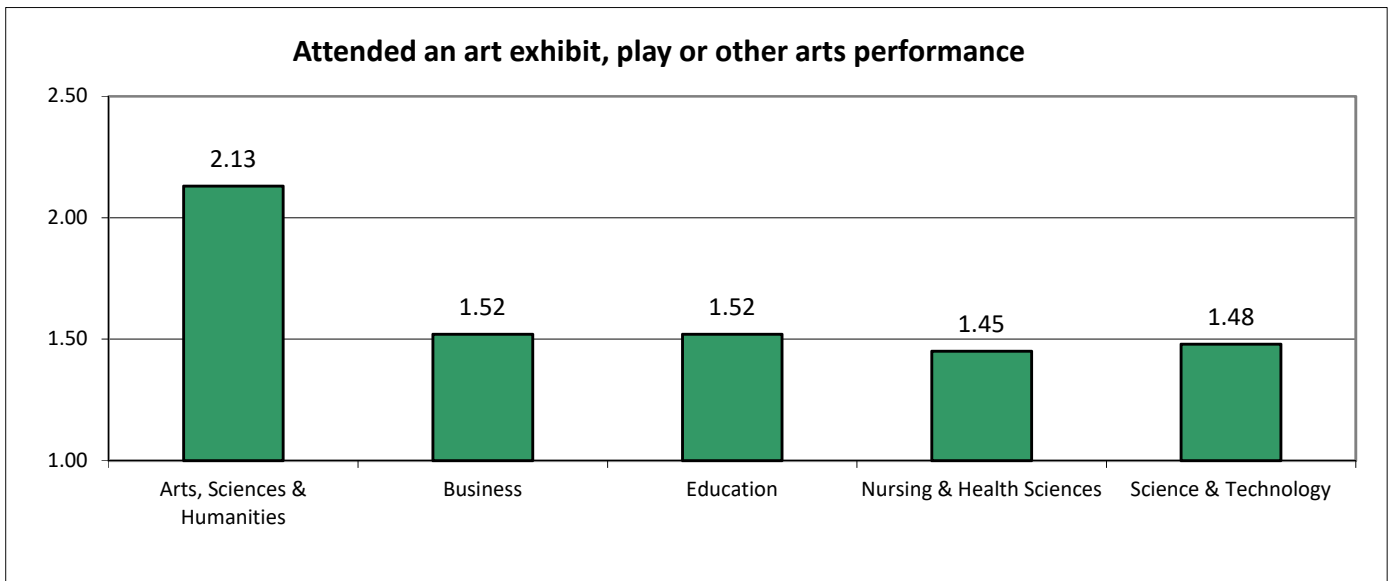
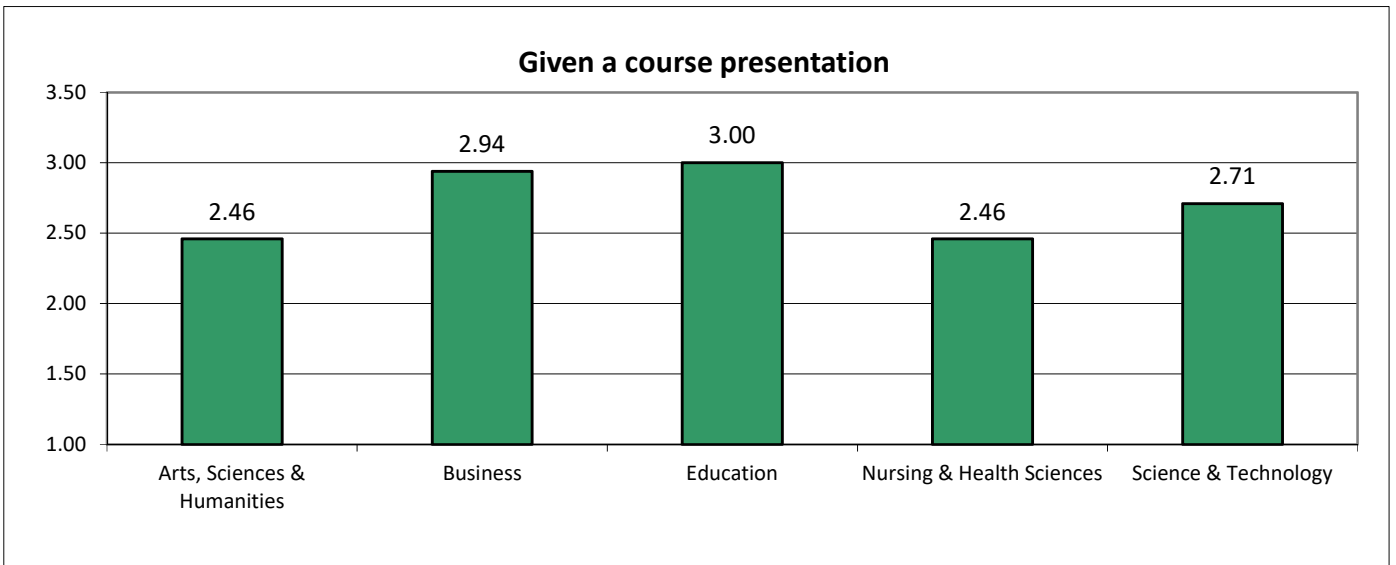


University	AH	BU	ED	NH	ST
------------	----	----	----	----	----

*(1=Never, 2=Sometimes, 3=Often, 4=Very often)*

**1. During the current school year, about how often have you done the following?**

a.	Asked questions or contributed to course discussions in other ways	2.91*	2.94	2.72	3.13	2.96	2.89
b.	Come to class without completing readings or assignments	1.90	1.88	1.96	1.75	1.89	1.93
c.	Attended an art exhibit, play or other arts performance (dance, music, etc.)	1.66*	2.13	1.52	1.52	1.45	1.48
d.	Asked another student to help you understand course material	2.47	2.44	2.56	2.47	2.40	2.52
e.	Explained course material to one or more students	2.77*	2.59	2.77	2.93	2.82	2.89
f.	Prepared for exams by discussing or working through course material with other students	2.55	2.39	2.47	2.46	2.65	2.69
g.	Worked with other students on course projects or assignments	2.78*	2.55	3.02	2.83	2.79	2.82
h.	Gave a course presentation	2.65*	2.46	2.94	3.00	2.46	2.71



\*Significant difference between colleges

**2. During the current school year, about how often have you done the following?**

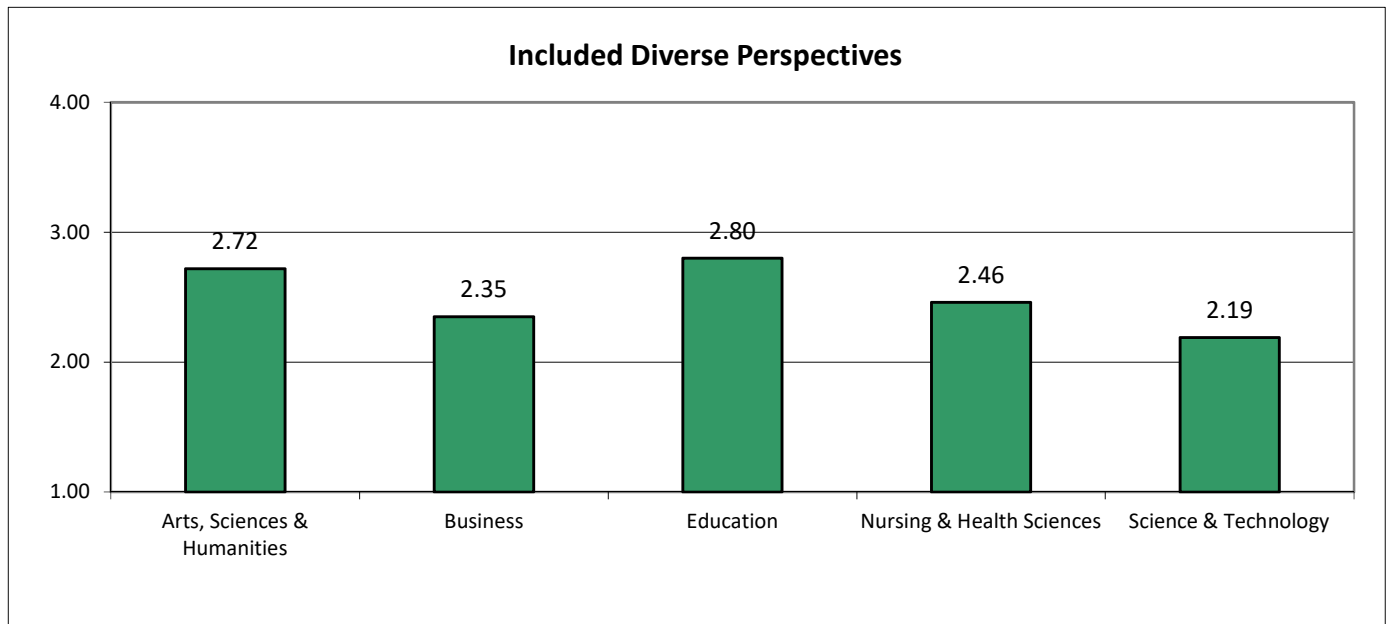
University	AH	BU	ED	NH	ST
<i>(1=Never, 2=Sometimes, 3=Often, 4=Very often)</i>					

a.	Combined ideas from different courses when completing assignments	2.88	2.77	2.97	2.83	2.92	2.91
b.	Connected your learning to societal problems or issues	2.74	2.83	2.74	2.69	2.82	2.51
c.	Included diverse perspectives (political, religious, racial/ethnic, gender, etc.) in course discussions or assignments	2.49*	2.72	2.35	2.80	2.46	2.19
d.	Examined the strengths and weaknesses of your own views on a topic or issue	2.82	2.85	2.72	2.87	2.84	2.79
e.	Tried to better understand someone else's views by imagining how an issue looks from his or her perspective	2.99	3.06	2.92	2.90	3.01	2.98
f.	Learned something that changed the way you understand an issue or concept	2.95	3.10	2.89	2.86	2.90	2.91
g.	Connected ideas from your courses to your prior experiences and knowledge	3.22	3.27	3.22	3.14	3.26	3.15

**3. During the current school year, about how often have you done the following?**

<i>(1=Never, 2=Sometimes, 3=Often, 4=Very often)</i>					
--	--	--	--	--	--

a.	Talked about career plans with a faculty member	2.57	2.42	2.49	2.72	2.68	2.63
b.	Worked with a faculty member on activities other than coursework (committees, student groups, etc.)	1.96	1.95	1.85	2.22	1.94	2.01
c.	Discussed course topics, ideas, or concepts with a faculty member outside of class	2.25	2.25	2.06	2.49	2.21	2.38
d.	Discussed your academic performance with a faculty member	2.38	2.29	2.32	2.47	2.50	2.34



University	AH	BU	ED	NH	ST
------------	----	----	----	----	----

**4. During the current school year, how much has your coursework emphasized the following?**

*1=Very little, 2=Some, 3=Quite a bit, 4=Very much*

a.	Memorizing course material	2.91*	2.90	2.97	2.29	3.09	2.92
b.	Applying facts, theories, or methods to practical problems or new situations	3.06*	2.94	2.94	3.14	3.26	3.01
c.	Analyzing an idea, experience, or line of reasoning in depth by examining its parts	2.98	2.90	2.88	2.90	3.11	3.09
d.	Evaluating a point of view, decision, or information source	2.95	3.01	2.82	3.08	2.96	2.90
e.	Forming a new idea or understanding from various pieces of information	2.96	2.96	2.89	2.92	2.96	3.03

**5. During the current school year, to what extent have your instructors done the following?**

*1=Very little, 2=Some, 3=Quite a bit, 4=Very much*

a.	Clearly explained course goals and requirements	3.20	3.20	3.22	3.02	3.28	3.18
b.	Taught course sessions in an organized way	3.11	3.10	3.18	2.80	3.15	3.19
c.	Used examples or illustrations to explain difficult points	3.18	3.15	3.24	2.88	3.21	3.25
d.	Provided feedback on a draft or work in progress	2.88*	2.90	2.60	2.86	2.93	2.99
e.	Provided prompt and detailed feedback on tests or completed assignments	2.88	2.89	2.71	2.90	2.95	2.96

**6. During the current school year, about how often have you done the following?**

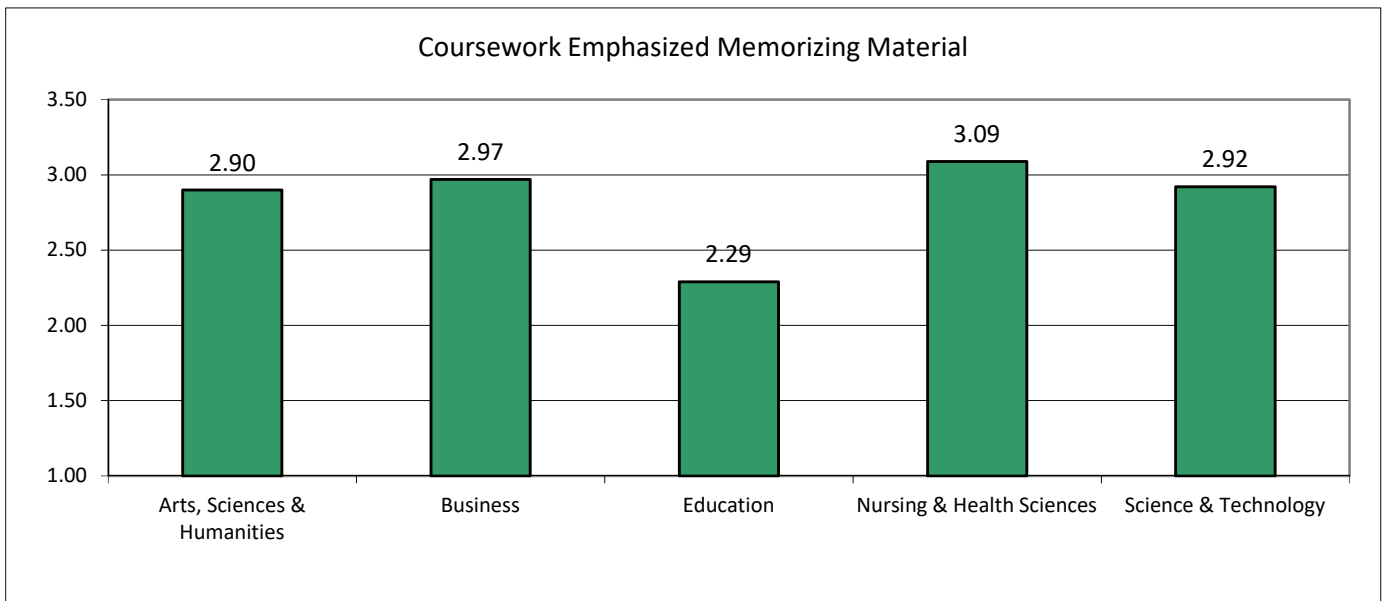
*1=Never, 2=Sometimes, 3=Often, 4=Very Often*

a.	Reached conclusions based on your own analysis of numerical information (numbers, graphs, statistics, etc.)	2.58*	2.60	2.75	2.40	2.57	2.90
b.	Used numerical information to examine a real-world problem or issue (unemployment, climate change, public health, etc.)	2.40*	2.27	2.62	1.94	2.44	2.61
c.	Evaluated what others have concluded from numerical information	2.38*	2.20	2.45	2.10	2.50	2.59

**7. During the current school year, about how many papers, reports, or other writing tasks of the following length have you been assigned? (Include those not yet completed.)**

*0=None, 1=1-2, 3=3-5, 4=6-10, 5=11-15, 6=16-20, 7=More than 20*

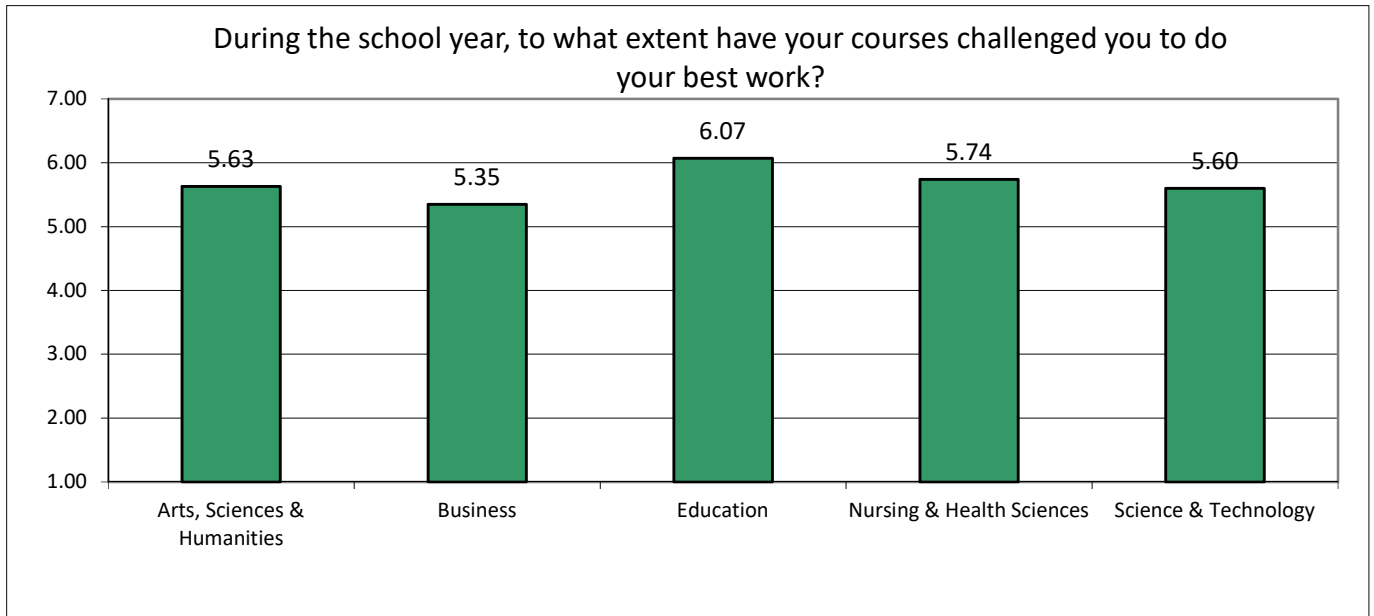
a.	Up to 5 pages	3.32*	3.43	2.73	4.00	3.56	3.06
b.	Between 6 and 10 pages	2.17*	2.15	1.87	2.57	2.33	2.01
c.	11 pages or more	1.70*	1.74	1.46	2.02	1.86	1.46



\*Significant difference between colleges

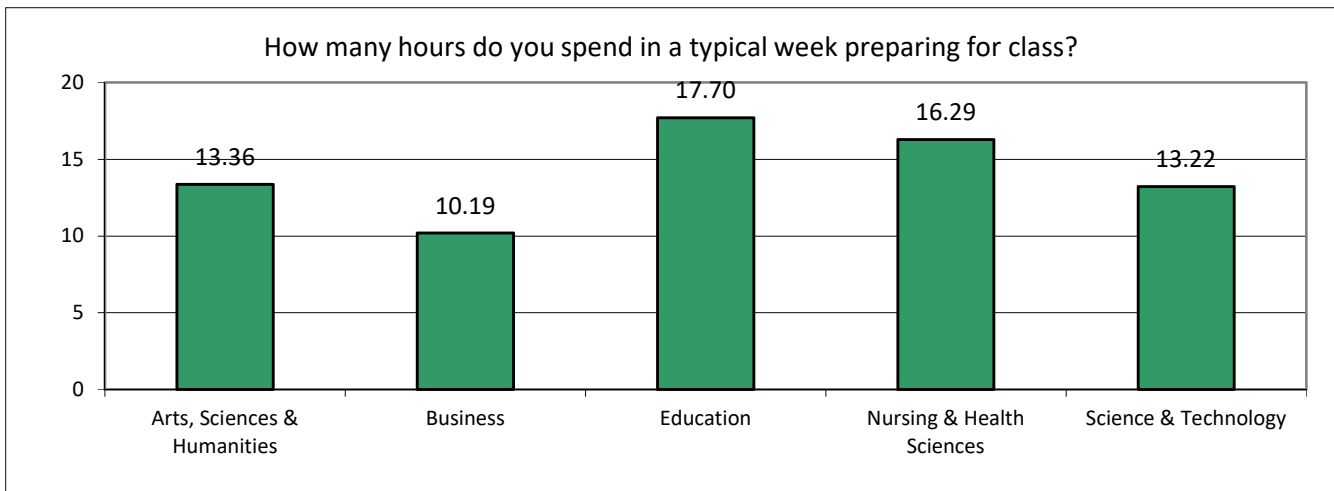
University	AH	BU	ED	NH	ST
------------	----	----	----	----	----

<b>8. During the current school year, about how often have you had discussions with people from the following groups?</b>	<i>1=Never, 2=Sometimes, 3=Often, 4=Very Often</i>					
a. People of a race or ethnicity other than your own	3.18	3.09	3.15	3.36	3.22	3.21
b. People from an economic background other than your own	3.11	3.01	3.08	3.26	3.18	3.12
c. People with religious beliefs other than your own	3.02	2.95	3.02	3.11	3.09	2.99
d. People with political views other than your own	3.07	3.04	3.13	3.21	3.04	3.03
<b>9. During the current school year, about how often have you done the following?</b>	<i>(1=Never, 2=Sometimes, 3=Often, 4=Very often)</i>					
a. Identified key information from reading assignments	3.10*	3.21	2.85	2.98	3.22	3.11
b. Reviewed your notes after class	3.08	3.06	3.02	2.87	3.23	3.08
c. Summarized what you learned in class or from course materials	3.03*	3.10	2.75	3.13	3.16	3.01
<b>10. During the current school year, to what extent have your courses challenged you to do your best work?</b>	<i>1=Not at All, 2, 3, 4, 5, 6, 7=Very Much</i>					
	5.64*	5.63	5.35	6.07	5.74	5.60



<b>11. Which of the following have you done or do you plan to do before you graduate?</b>	<i>Have not decided; Do not plan to do; Plan to do; Done or in Progress - Below indicates percent who responded "Done or in Progress"</i>					
a. Participate in an internship, co-op, field experience, student teaching, or clinical placement	71%*	61%	60%	93%	87%	64%
b. Hold a formal leadership role in a student organization or group	35%	36%	39%	41%	30%	35%
c. Participate in a learning community or some other formal program where groups of students take two or more classes together	33%	26%	31%	50%	33%	36%
d. Participate in a study abroad program	14%	13%	17%	14%	9%	18%
e. Work with a faculty member on a research project	25%*	33%	18%	9%	18%	44%
f. Complete a culminating senior experience (capstone course, senior project or thesis, comprehensive exam, portfolio, etc.)	58%*	49%	56%	80%	67%	48%

		University	AH	BU	ED	NH	ST
<b>12. About how many of your courses at this institution have included a community-based project (service-learning)?</b>			1=None, 2=Some, 3=Most, 4=All				
		1.84*	1.70	1.67	2.61	1.96	1.64
<b>13. Indicate the quality of your interactions with the following people at your institution.</b>			1=Poor, 2, 3, 4, 5, 6, 7=Excellent				
a. Students		5.70*	5.41	5.56	5.82	5.93	5.94
b. Academic advisors		5.52	5.30	5.65	5.14	5.80	5.51
c. Faculty		5.81	5.61	5.91	5.61	5.98	5.87
d. Student services staff (career services, student activities, housing, etc.)		5.24	5.09	5.31	5.14	5.37	5.23
e. Other administrative staff and offices (registrar, financial aid, etc.)		5.17	5.08	5.22	5.20	5.27	5.06
<b>14. How much does your institution emphasize the following?</b>			(1=Very Little, 2=Some, 3=Quite a Bit, 4=Very Much)				
a. Spending significant amounts of time studying and on academic work		3.09*	2.96	2.98	2.91	3.29	3.25
b. Providing support to help students succeed academically		3.01	2.98	3.09	2.82	2.98	3.11
c. Using learning support services (tutoring services, writing center, etc.)		2.78	2.83	2.73	2.70	2.65	3.03
d. Encouraging contact among students from different backgrounds (social, racial/ethnic, religious, etc.)		2.65	2.67	2.49	2.68	2.61	2.86
e. Providing opportunities to be involved socially		2.91	2.89	3.03	3.00	2.79	2.96
f. Providing support for your overall well-being (recreation, health care, counseling, etc.)		2.82	2.80	2.78	2.70	2.84	2.94
g. Helping you manage your non-academic responsibilities (work, family, etc.)		2.10	2.04	2.12	1.98	2.08	2.26
h. Attending campus activities and events (performing arts, athletic events, etc.)		2.65	2.81	2.60	2.44	2.57	2.70
i. Attending events that address important social, economic, or political issues		2.30	2.32	2.45	2.28	2.18	2.30
<b>15. About how many hours do you spend in a typical 7-day week doing the following?</b>			Recoded to midpoint of range: 0=0 hrs, 3=1-5 hrs, 8=6-10 hrs, 13=11-15 hrs, 18=16-20 hrs, 23=21-25 hrs, 28=26-30 hrs, 33=more than 30 hrs				
a. Preparing for class (studying, reading, writing, doing homework or lab work,		13.91*	13.36	10.19	17.70	16.29	13.22
b. Participating in co-curricular activities (organizations, campus publications,		4.07	3.75	4.18	5.58	4.04	3.60
c. Working for pay <b>on campus</b>		3.03	3.36	2.78	3.09	1.96	4.62
d. Working for pay <b>off campus</b>		16.01*	14.59	18.74	12.33	15.92	17.61
e. Doing community service or volunteer work		3.26	2.55	3.23	3.93	4.28	2.42
f. Relaxing and socializing (time with friends, video games, TV or videos, keeping		10.64	9.65	11.28	9.56	10.86	11.93
g. Providing care for dependents (children, parents, etc.)		6.48	6.40	6.38	10.00	6.97	3.62
h. Commuting to campus (driving, walking, etc.)		6.76	5.60	7.17	7.74	7.54	6.34



\*Significant difference between colleges

University	AH	BU	ED	NH	ST
------------	----	----	----	----	----

16.	<b>Of the time you spend preparing for class in a typical 7-day week, about how much is on assigned reading?</b>		1=Very Little, 2=Some, 3=About Have, 4=Most, 5=Almost All				
		2.48*	2.67	2.16	2.29	2.75	2.20
17.	<b>How much has your experience at this institution contributed to your knowledge, skills, and personal development in the following areas?</b>		(1=Very Little, 2=Some, 3=Quite a Bit, 4=Very Much)				
a.	Writing clearly and effectively	3.02	3.07	2.84	3.05	2.98	3.20
b.	Speaking clearly and effectively	3.04	2.97	2.03	3.14	3.00	3.20
c.	Thinking critically and analytically	3.29	3.21	3.25	3.40	3.28	3.45
d.	Analyzing numerical and statistical information	2.89*	2.60	3.18	2.43	2.95	3.23
e.	Acquiring job- or work-related knowledge and skills	3.07*	2.76	3.19	3.29	3.17	3.15
f.	Working effectively with others	3.11*	2.85	3.10	3.43	3.14	3.36
g.	Developing or clarifying a personal code of values and ethics	2.99	2.81	3.06	3.21	2.99	3.12
h.	Understanding people of other backgrounds (economic, racial/ethnic, political),	2.98	2.94	2.91	3.17	2.97	3.01
i.	Solving complex real-world problems	2.97	2.79	3.01	3.02	3.03	3.11
j.	Being an informed and active citizen	2.77	2.78	2.73	2.79	2.76	2.78
18.	<b>How would you evaluate your entire educational experience at this institution?</b>		1=Poor, 2=Fair, 3=Good, 4=Excellent				
		3.29	3.16	3.41	3.29	3.35	3.27
19.	<b>If you could start over again, would you go to the same institution you are now attending?</b>		1=Definitely no, 2=Probably no, 3=Probably yes, 4=Definitely yes				
		3.31	3.16	3.47	3.40	3.35	3.25

