

NSSE 2008 Means Comparison Report Southeastern Louisiana University

		Southeastern		Southeastern compared with:		
				SREB 4-Year 3	Master's	Southeast Public
Academic and Intellectual Experiences		In your experience at your institution during the current school year, about how often have you done each of the following? 1=never, 2=sometimes, 3=often, 4=very often				
a.	Asked questions in class or contributed to class discussions	FR	2.69	2.77	2.77	2.76
		SR	2.93	3.09*	3.09*	3.05
b.	Made a class presentation	FR	1.82	2.30*	2.33*	2.26*
		SR	2.77	2.87	2.87	2.78
c.	Prepared two or more drafts of a paper or assignment before turning it in	FR	3.12	2.80*	2.68*	2.71*
		SR	2.65	2.60	2.52	2.49
d.	Worked on a paper or project that required integrating ideas or information from various sources	FR	3.31	3.11*	3.08*	3.09*
		SR	3.31	3.30	3.32	3.28
e.	Included diverse perspectives (different races, religions, genders, political beliefs, etc.) in class discussions or writing assignments	FR	2.68	2.81	2.80	2.81
		SR	2.79	2.81	2.85	2.81
f.	Come to class without completing readings or assignments	FR	1.89	2.05*	2.01	2.05*
		SR	1.98	2.08	2.08	2.12*
g.	Worked with other students on projects during class	FR	2.61	2.45*	2.44*	2.42*
		SR	2.68	2.64	2.60	2.54*
h.	Worked with classmates outside of class to prepare class assignments	FR	2.05	2.44*	2.36*	2.44*
		SR	2.56	2.82*	2.74*	2.82*
i.	Put together ideas or concepts from different courses when completing assignments or during class discussions	FR	2.36	2.62*	2.62*	2.62*
		SR	2.86	2.95	2.93	2.95
j.	Tutored or taught other students (paid or voluntary)	FR	1.67	1.71	1.65	1.73
		SR	1.86	1.93	1.84	1.88
k.	Participated in a community-based project (e.g. service learning) as part of a regular course	FR	1.31	1.65*	1.57*	1.65*
		SR	1.81	1.86	1.76	1.79
l.	Used an electronic medium (listserv, chat group, Internet, instant messaging, etc.) to discuss or complete an assignment	FR	2.63	2.62	2.55	2.66
		SR	2.94	2.90	2.82	2.89
m.	Used e-mail to communicate with an instructor	FR	3.29	3.09*	3.08*	3.13*
		SR	3.45	3.36	3.33*	3.41
n.	Discussed grades or assignments with an instructor	FR	2.73	2.71	2.60	2.68
		SR	2.89	2.92	2.81	2.89
o.	Talked about career plans with a faculty member or advisor	FR	2.55	2.29*	2.16*	2.21*
		SR	2.40	2.51	2.39	2.46
p.	Discussed ideas from your readings or classes with faculty members outside of class	FR	1.85	1.96	1.89	1.90
		SR	2.06	2.20	2.11	2.15
q.	Received prompt feedback from faculty on your academic performance (written or oral)	FR	2.66	2.62	2.64	2.64
		SR	2.82	2.83	2.79	2.82
r.	Worked harder than you thought you could to meet an instructor's standards or expectations	FR	2.82	2.72	2.65*	2.69
		SR	2.79	2.85	2.76	2.79

NSSE 2008 Means Comparison Report Southeastern Louisiana University

		Southeastern	Southeastern compared with:			
			SREB 4-Year 3	Master's	Southeast Public	
s.	Worked with faculty members on activities other than coursework (committees, orientation, student life activities, etc.)	FR	1.33	1.68*	1.63*	1.64*
		SR	1.70	1.89*	1.80	1.86*
t.	Discussed ideas from your readings or classes with others outside of class (students, family members, co-workers, etc.)	FR	2.65	2.70	2.66	2.71
		SR	2.90	2.88	2.82	2.89
u.	Had serious conversations with students of a different race or ethnicity than your own	FR	2.67	2.60	2.59	2.65
		SR	2.64	2.66	2.66	2.75
v.	Had serious conversations with students who are very different from you in terms of their religious beliefs, political opinions, or personal values	FR	2.76	2.67	2.67	2.72
		SR	2.65	2.71	2.69	2.77

Points of Note in Comparison to SREB 4-Year 3 Schools, Other Master's Schools, and Southeast Public Schools:

Southeastern freshmen are **more** likely to prepare 2 or more drafts of a paper/assignment.

Southeastern freshmen and seniors are **less** likely to work with classmates outside of class.

Southeastern freshmen are **more** likely to integrated ideas or information from various sources.

Southeastern freshmen are **less** likely to have made a class presentation.

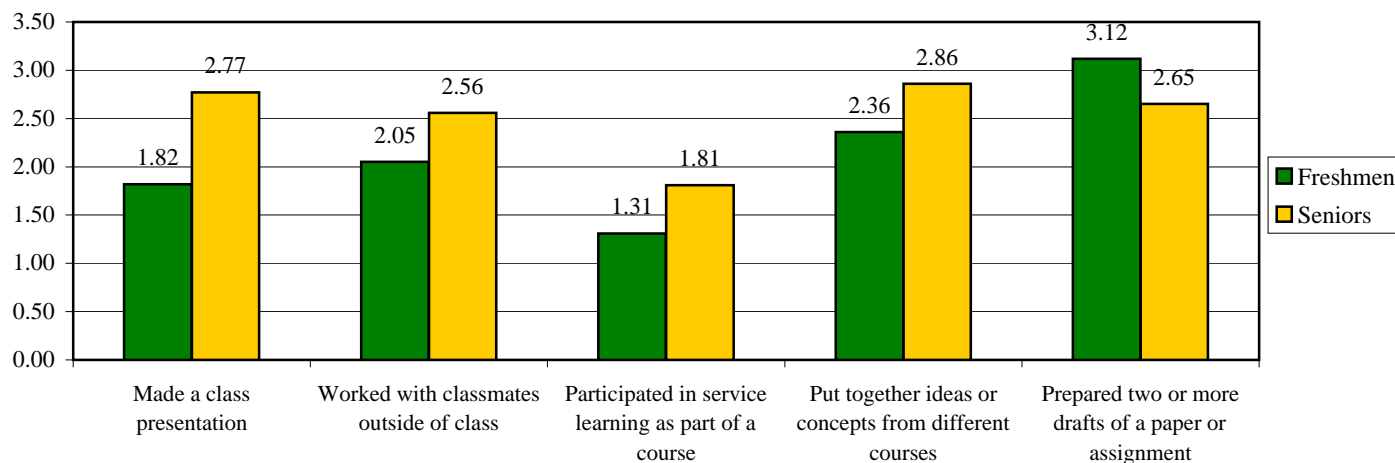
Southeastern freshmen are **less** likely to participated in a community-based project as part of a regular course.

Southeastern freshmen are **less** likely to put together concepts from different courses when completing assignments.

Southeastern freshmen are **more** likely to have talked about career plans with a faculty member or advisor.

Southeastern freshmen are **less** likely to have worked with faculty members on activities other than coursework.

Items with Largest Difference Between Southeastern Freshmen and Seniors



NSSE 2008 Means Comparison Report Southeastern Louisiana University

		Southeastern		Southeastern compared with:		
				SREB 4-Year 3	Master's	Southeast Public
Mental Activities		<i>During the current school year, how much has your coursework emphasized the following mental activities? 1=very little, 2=some, 3=quite a bit, 4=very much</i>				
a.	Memorizing facts, ideas, or methods from your courses and readings so you can repeat them in pretty much the same form	FR	3.15	3.00	2.91*	2.97*
		SR	2.84	2.86	2.77	2.82
b.	Analyzing the basic elements of an idea, experience, or theory, such as examining a particular case or situation in depth and considering its components	FR	3.03	3.06	3.06	3.10
		SR	3.25	3.21	3.22	3.24
c.	Synthesizing and organizing ideas, information, or experiences into new, more complex interpretations and relationships	FR	2.86	2.85	2.85	2.87
		SR	3.08	3.03	3.03	3.04
d.	Making judgments about the value of information, arguments, or methods, such as examining how others gathered and interpreted data and assessing the soundness of their conclusions	FR	2.99	2.94	2.90	2.91
		SR	3.00	3.03	3.00	3.02
e.	Applying theories or concepts to practical problems or in new situations	FR	3.04	3.01	2.99	3.03
		SR	3.21	3.20	3.18	3.22
Reading and Writing		<i>During the current school year, about how much reading and writing have you done? 1=none, 2=between 1 and 4, 3=between 5 and 10, 4=between 11 and 20, 5=more than 20</i>				
a.	Number of assigned textbooks, books, or book-length packs of course readings	FR	3.16	3.08	3.20	3.12
		SR	2.97	3.08	3.18*	3.09
b.	Number of books read on your own (not assigned) for personal enjoyment or academic enrichment	FR	1.89	2.04	2.04	2.07
		SR	2.19	2.20	2.17	2.21
c.	Number of written papers or reports of 20 pages or more	FR	1.20	1.28	1.27	1.26
		SR	1.49	1.62*	1.63*	1.60*
d.	Number of written papers or reports between 5 and 19 pages	FR	1.90	2.14*	2.25*	2.18*
		SR	2.24	2.43*	2.57*	2.44*
e.	Number of written papers or reports of fewer than 5 pages	FR	2.84	2.85	3.00	2.88
		SR	2.78	2.85	2.98*	2.84
Problem Sets						
a.	Number of problem sets that take you more than an hour to complete	FR	2.69	2.65	2.65	2.65
		SR	2.52	2.66	2.65	2.59
b.	Number of problem sets that take you less than an hour to complete	FR	2.74	2.82	2.79	2.77
		SR	2.59	2.48	2.41*	2.37*

Points of Note in Comparison to SREB 4-Year 3 Schools, Other Master's Schools, and Southeast Public Schools:

Southeastern seniors and freshmen complete **fewer** papers 5-19 pages in length.

Southeastern seniors complete **fewer** papers of 20 pages or more.

NSSE 2008 Means Comparison Report Southeastern Louisiana University

		Southeastern	<i>Southeastern compared with:</i>		
			SREB 4-Year 3	Master's	Southeast Public
Examinations		<i>1=very little to 7=very much</i>			
To what extent have your examinations during the current school year challenged you to do your best work?	FR	5.55	5.38	5.34	5.45
	SR	5.57	5.48	5.37*	5.50
Additional Collegiate Experiences		<i>During the current school year, about how often have you done each of the following? 1=never, 2=sometimes, 3=often, 4=very often</i>			
a. Attended an art exhibit, play, dance, music, theatre or other theatre performance	FR	2.23	2.24	2.18	2.22
	SR	1.94	2.02	2.01	2.03
b. Exercised or participated in physical fitness activities	FR	2.70	2.77	2.74	2.79
	SR	2.47	2.54	2.58	2.66*
c. Participated in activities to enhance your spirituality (worship, meditation, prayer, etc.)	FR	1.88	2.16*	1.96	2.19*
	SR	2.13	2.27	2.05	2.28
d. Examined the strengths and weaknesses of your own views on a topic or issue	FR	2.59	2.61	2.55	2.64
	SR	2.66	2.67	2.65	2.73
e. Tried to better understand someone else's views by imagining how an issue looks from his or her perspective	FR	2.71	2.79	2.74	2.80
	SR	2.85	2.83	2.82	2.86
f. Learned something that changed the way you understand an issue or concept	FR	2.86	2.86	2.82	2.85
	SR	2.92	2.88	2.87	2.90
Enriching Educational Experiences		<i>Which of the following have you done? % indicating yes</i>			
a. Practicum, internship, field experience, co-op experience, or clinical assignment	FR	5%	8%	8%	8%
	SR	39%	46%	48% *	51% *
b. Community service or volunteer work	FR	27%	38% *	36%	40% *
	SR	42%	58% *	55% *	61% *
c. Participate in a learning community or some other formal program where groups of students take two or more classes together	FR	5%	17% *	16% *	16% *
	SR	24%	28%	25%	27%
d. Work on a research project with a faculty member outside of course or program requirements	FR	4%	6%	5%	6%
	SR	8%	17% *	16% *	20% *
e. Foreign language coursework	FR	10%	14%	18% *	19% *
	SR	27%	32%	34% *	42% *
f. Study abroad	FR	0%	4% *	3% *	3% *
	SR	4%	8% *	10% *	13% *
g. Independent study or self-designed major	FR	2%	5% *	4%	5% *
	SR	11%	16% *	16% *	16% *
h. Culminating senior experience (capstone course, thesis, project, comprehensive exam, etc.)	FR	0%	2% *	2% *	2% *
	SR	14%	27% *	30% *	29% *

Points of Note in Comparison to SREB 4-Year 3 Schools, Other Master's Schools, and All Schools:

Southeastern seniors are **less** likely to take a capstone course, or participate in community service, or work on a research project with a faculty member, or participate in study abroad.

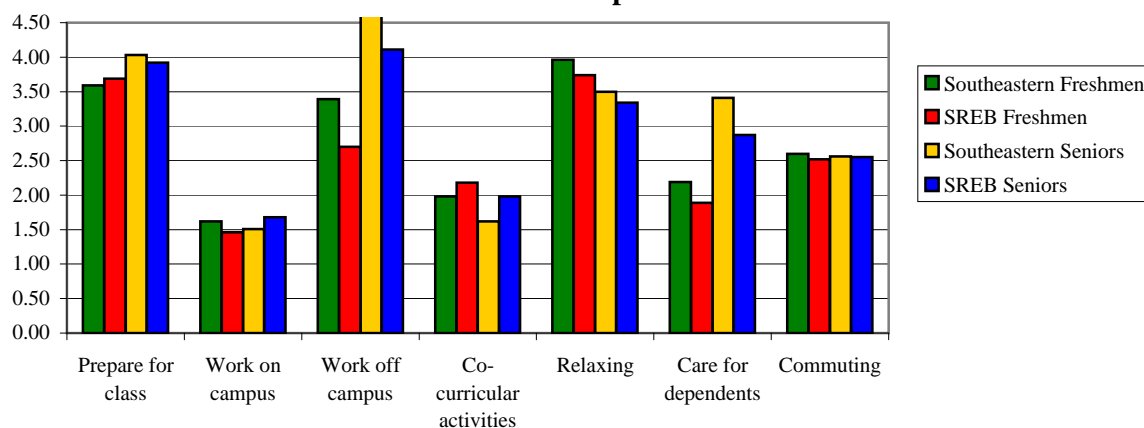
Southeastern freshmen are **less** likely to participate in community service or research with a faculty member.

NSSE 2008 Means Comparison Report Southeastern Louisiana University

		Southeastern		Southeastern compared with:		
				SREB 4-Year 3	Master's	Southeast Public
Quality of Relationships		Mark the box that best represents the quality of your relationships with people at your institution. 1=unfriendly, unsupportive, sense of alienation to 7=friendly, supportive, sense of belonging				
a.	Relationships with other students	FR	5.55	5.50	5.43	5.50
		SR	5.69	5.70	5.58	5.67
		1=unavailable, unhelpful, unsympathetic to 7=available, helpful, sympathetic				
b.	Relationships with faculty members	FR	5.23	5.12	5.15	5.10
		SR	5.68	5.40*	5.40*	5.38*
		1=unhelpful, inconsiderate, rigid to 7=helpful, considerate, flexible				
c.	Relationships with administrative personnel and offices	FR	4.74	4.59	4.59	4.58
		SR	4.79	4.60	4.50*	4.53*

Time Usage		About how many hours do you spend in a typical 7-day week doing each of the following? 1=0 hrs/wk, 2=1-5 hrs/wk, 3=6-10 hrs/wk, 4=11-15 hrs/wk, 5=16-20 hrs/wk, 6=21-25 hrs/wk, 7=26-30 hrs/wk, 8=more than 30 hrs/wk				
a.	Preparing for class (studying, reading, writing, doing homework or lab work, analyzing data, rehearsing, and other academic activities)	FR	3.59	3.69	3.84	3.85
		SR	4.03	3.92	4.03	4.02
b.	Working for pay on campus	FR	1.62	1.46	1.50	1.42
		SR	1.51	1.68	1.63	1.67
c.	Working for pay off campus	FR	3.39	2.70*	2.73*	2.53*
		SR	4.74	4.11*	4.27*	3.76*
d.	Participating in co-curricular activities (organizations, campus publications, student government, social fraternity or sorority, intercollegiate or intramural sports, etc.)	FR	1.98	2.18	2.15	2.28*
		SR	1.62	1.98*	1.93*	2.12*
e.	Relaxing and socializing (watching TV, partying, etc.)	FR	3.96	3.74	3.75	3.79
		SR	3.50	3.34	3.39	3.53
f.	Providing care for dependents living with you (parents, children, spouse, etc.)	FR	2.19	1.89	1.87	1.80
		SR	3.41	2.87*	2.64*	2.45*
g.	Commuting to class (driving, walking, etc.)	FR	2.60	2.52	2.32*	2.42
		SR	2.56	2.55	2.46	2.45

How Students Spend Time



NSSE 2008 Means Comparison Report Southeastern Louisiana University

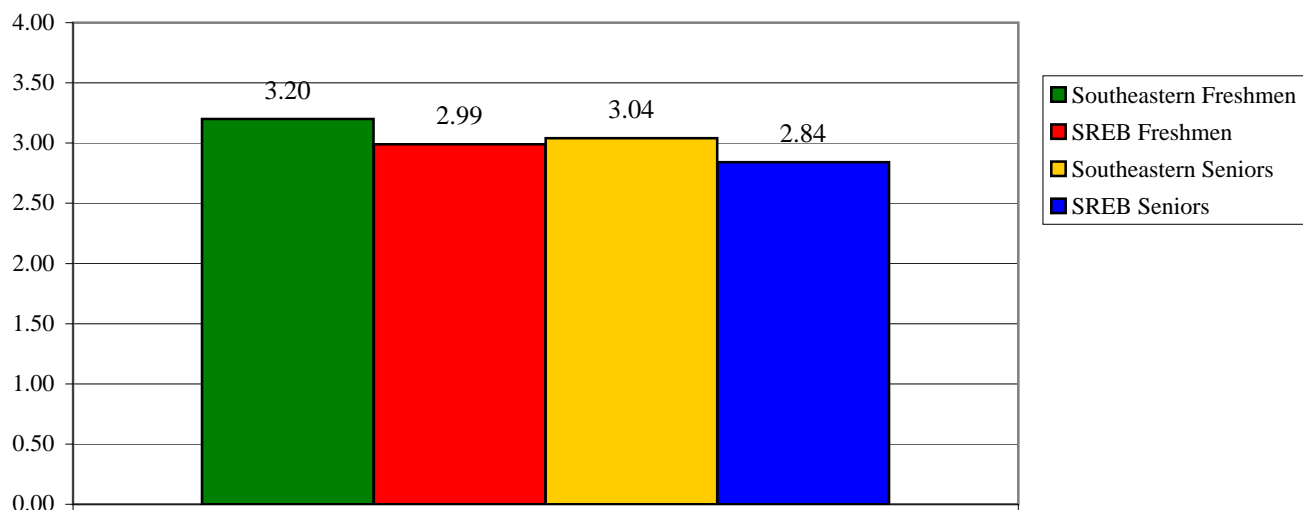
		Southeastern		Southeastern compared with:		
				SREB 4-Year 3	Master's	Southeast Public
Institutional Environment		To what extent does your institution emphasize each of the following? 1=very little, 2=some, 3=quite a bit, 4=very much				
a.	Spending significant amounts of time studying and on academic work	FR	3.13	3.11	3.10	3.14
		SR	3.17	3.11	3.10	3.14
b.	Providing the support you need to help you succeed academically	FR	3.18	3.06	3.03	3.06
		SR	3.07	2.93*	2.90*	2.93*
c.	Encouraging contact among students from different economic, social, and racial or ethnic backgrounds	FR	2.59	2.67	2.67	2.69
		SR	2.71	2.51*	2.49*	2.53*
d.	Helping you cope with your non-academic responsibilities (work, family, etc.)	FR	2.33	2.30	2.26	2.25
		SR	2.00	2.05	1.97	2.00
e.	Providing the support you need to thrive socially	FR	2.43	2.52	2.47	2.52
		SR	2.29	2.28	2.19	2.29
f.	Attending campus events and activities (special speakers, cultural performances, athletic events, etc.)	FR	2.87	2.85	2.77	2.90
		SR	2.59	2.60	2.51	2.69
g.	Using computers in academic work	FR	3.56	3.33*	3.26*	3.36*
		SR	3.54	3.47	3.43*	3.49
Academic Advising		1=poor, 2=fair, 3=good, 4=excellent				
	Overall, how would you evaluate the quality of academic advising you have received at your institution?	FR	3.20	2.99*	2.96*	3.00*
		SR	3.04	2.84*	2.80*	2.84*

Points of Note in Comparison to SREB 4-Year 3 Schools, Other Master's Schools, and All Schools:

Southeastern freshmen use computers in academic work more than other seniors.

Seniors indicated Southeastern provides more support than other institutions.

Quality of academic advising



NSSE 2008 Means Comparison Report Southeastern Louisiana University

		Southeastern		Southeastern compared with:		
				SREB 4-Year 3	Master's	Southeast Public
Educational and Personal Growth		To what extent has your experience at this institution contributed to your knowledge, skills, and personal development in the following areas? 1=very little, 2=some, 3=quite a bit, 4=very much				
a.	Acquiring a broad general education	FR	3.09	3.20	3.17	3.21
		SR	3.50	3.28*	3.26*	3.30*
b.	Acquiring job or work-related knowledge and skills	FR	2.61	2.80*	2.75	2.79
		SR	3.26	3.13	3.07*	3.12*
c.	Writing clearly and effectively	FR	3.10	3.07	3.02	3.03
		SR	3.26	3.12*	3.11*	3.12*
d.	Speaking clearly and effectively	FR	2.77	2.94	2.89	2.86
		SR	3.22	3.07*	3.02*	3.04*
e.	Thinking critically and analytically	FR	3.16	3.21	3.17	3.21
		SR	3.43	3.32	3.31*	3.36
f.	Analyzing quantitative problems	FR	2.85	2.98	2.92	3.00
		SR	3.14	3.08	3.06	3.12
g.	Using computing and information technology	FR	3.16	3.13	3.01	3.11
		SR	3.42	3.29*	3.21*	3.29*
h.	Working effectively with others	FR	2.89	3.05	2.98	3.02
		SR	3.31	3.21	3.17*	3.20
i.	Voting in local, state, or national elections	FR	2.01	2.42*	2.25*	2.38*
		SR	2.08	2.21	2.10	2.18
j.	Learning effectively on your own	FR	2.78	3.01*	2.92	3.00*
		SR	3.16	3.08	3.00*	3.08
k.	Understanding yourself	FR	2.58	2.87*	2.79*	2.82*
		SR	2.80	2.85	2.78	2.84
l.	Understanding people of other racial and ethnic backgrounds	FR	2.55	2.73	2.68	2.70*
		SR	2.67	2.68	2.66	2.67
m.	Solving complex real-world problems	FR	2.54	2.74*	2.66	2.72
		SR	2.94	2.82	2.75*	2.81
n.	Developing a personal code of values and ethics	FR	2.48	2.74	2.67	2.70
		SR	2.81	2.75	2.68	2.71
o.	Contributing to the welfare of your community	FR	2.03	2.48*	2.42*	2.51*
		SR	2.50	2.52	2.44	2.52
p.	Developing a deepened sense of spirituality	FR	1.83	2.28*	2.13*	2.18*
		SR	2.02	2.05	1.93	1.98
Satisfaction		1=poor, 2=fair, 3=good, 4=excellent				
	How would you evaluate your entire educational experience at this institution?	FR	3.21	3.15	3.14	3.21
		SR	3.31	3.16*	3.14*	3.22
		1=definitely no, 2=probably no, 3=probably yes, 4=definitely yes				
	If you could start over again, would you go to the same institution you are now attending?	FR	3.28	3.22	3.17	3.28
		SR	3.34	3.18*	3.14*	3.25

*Southeastern is Statistically Different