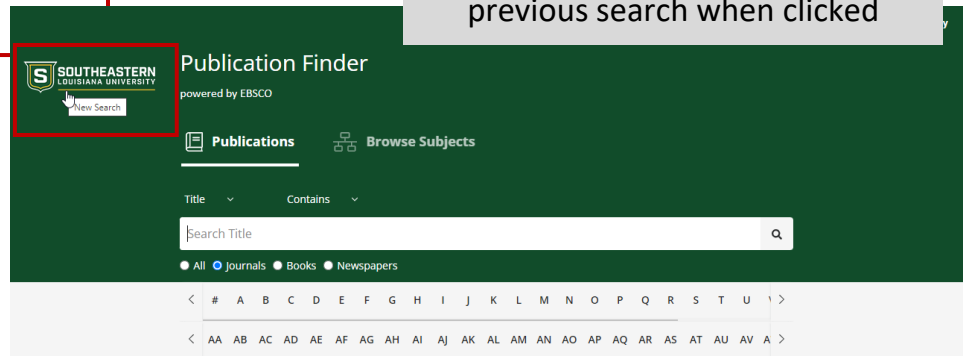
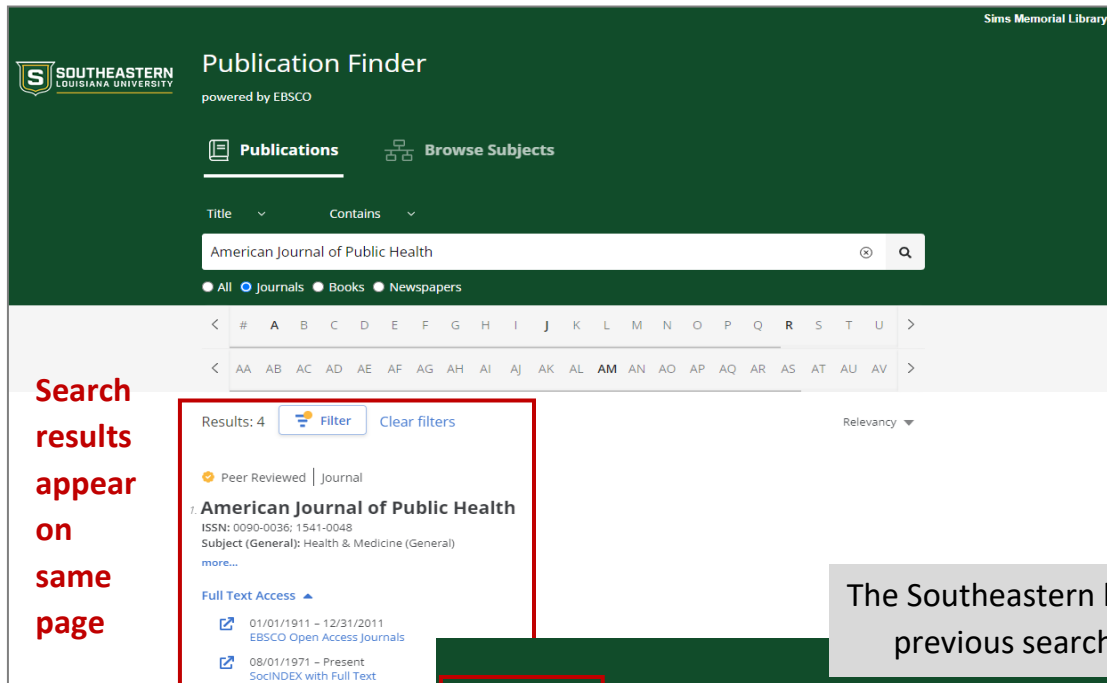
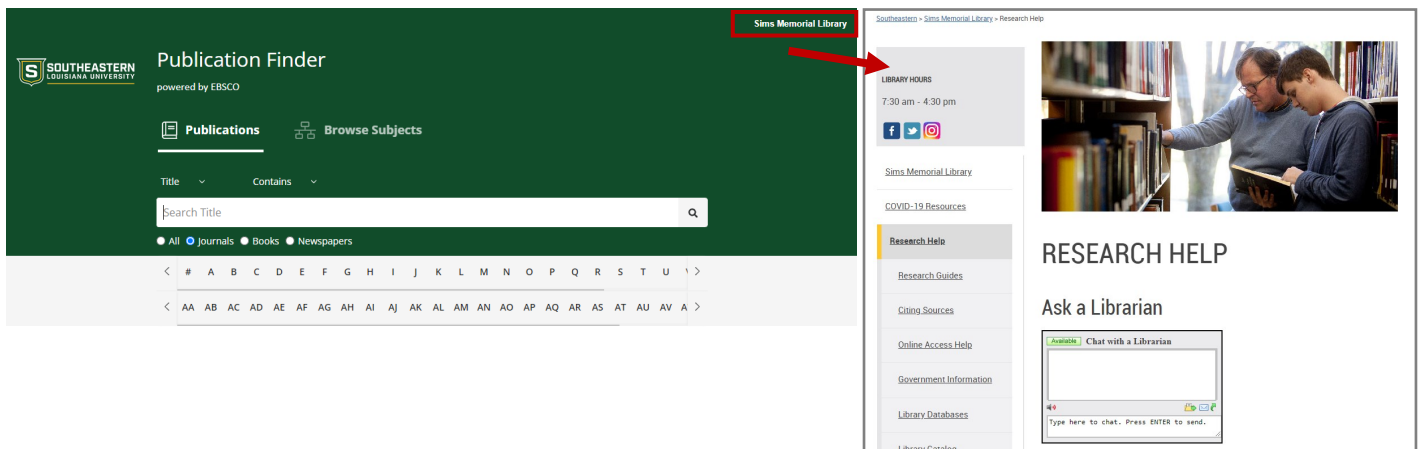


A Brief Look at the Features of the Redesigned Publication Finder by EBSCO

Publication Finder now has a green background with our university logo appearing on the upper left. Search results appear on the same page as search features; clicking Southeastern's logo clears the previous search.



Clicking Sims Memorial Library will take you to our Research Help page.



There are four main search features.

The screenshot shows the top of the 'Publication Finder' interface. It includes the Southeastern Louisiana University logo, the title 'Publication Finder powered by EBSCO', and two main navigation buttons: 'Publications' and 'Browse Subjects'. Below these is a search bar with two dropdown menus: 'Title' and 'Contains'. A callout box labeled '1. You can search the default categories of Publications or Browse Subjects' has arrows pointing to these two buttons. Another callout box labeled 'Dropdown menus' has arrows pointing to the 'Title' and 'Contains' dropdowns. At the bottom of the search bar area, there are radio buttons for 'All', 'Journals', 'Books', and 'Newspapers'.

This image shows two expanded dropdown menus. The left one is for 'Title' and lists options: 'Title', 'Subject', 'ISSN/ISBN', and 'Publisher'. The right one is for 'Contains' and lists options: 'Contains', 'Any', 'Exact Match', 'Begins With', 'Proximity', and 'Exact Phrase'.

2. The dropdown menus adjust the search behavior by search types (e.g. title, subject) and by limiters (e.g. any, exact match)

This screenshot shows the full 'Publication Finder' interface. It includes the same top navigation and search bar as the first image. A callout box labeled '3. The radio buttons can be used to select publication type' has an arrow pointing to the radio buttons for 'All', 'Journals', 'Books', and 'Newspapers'. Below the search bar is an alpha menu with letters from # to Z. A callout box labeled '4. The alpha menu offers browsing by publication title' has an arrow pointing to the alpha menu. At the bottom, there is a 'Get Started' section with an icon of a laptop and a checkmark, and the text 'Find resources available from the library's collection.'